



Licensing and Installation: Subscription Licenses

Upon purchase, subscription licenses are automatically registered to your license management account at <https://my.rationalacoustics.com> and are immediately available for download.

License management accounts at <https://my.rationalacoustics.com> are NOT the same as purchasing accounts for [our online store](#).

Note: Subscription licenses require your computer be connected to the internet for initial activation, and periodic internet connection is required for subsequent license validation. Subscription licenses of Smaart cannot be used on air-gapped computer systems.

Installing a Smaart Subscription

The Smaart installers work like any other installer for Windows and Mac operating systems. **Smaart will only run on 64-bit operating systems.** Computer system requirements can be found [here](#).

Software Installation on Windows®

Administrator authority is required to perform the Windows installation. Other than that, you will be presented with the End User License Agreement (EULA), confirm selection of the folder where the program will be installed, and choose whether or not to have the installer program create a shortcut for Smaart on your desktop.

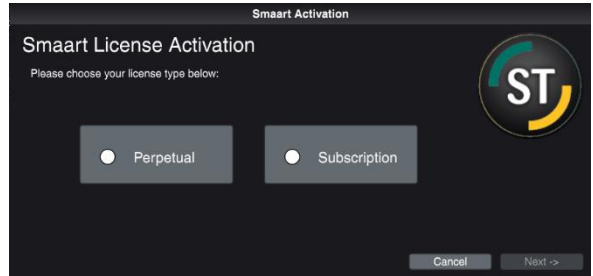
Software Installation on MacOS®

Smaart v9 for MacOS is supplied in the form of a Mac application bundle, so installation is simply a matter of dragging the Smaart v9 icon into your Applications folder. Note that Smaart v9 is distributed in a disk image file that requires you to agree to the End User License Agreement (EULA) before you can access to the software packed inside. Once you have read and agreed to the EULA you can install Smaart v9.

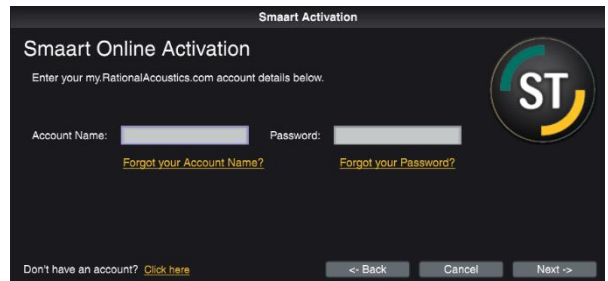
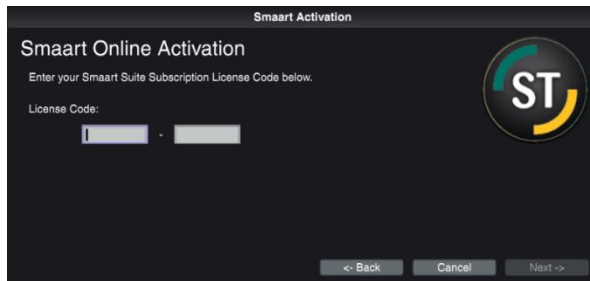
Activating a Smart Subscription

The Subscription and Perpetual license activation process is the same, however **you cannot activate a subscription Offline**.

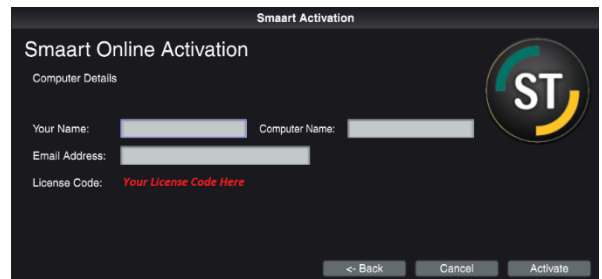
The first screen Smart will open to will ask for you to select your license type. In this guide, we will be selecting "Subscription". *To learn more about activating perpetual licenses, please [click here](#).*



The next screen will ask for your 12-digit alpha-numeric subscription license code, followed by your my.rationalacoustics.com account login information.



The final Online Activation window will ask for your name and email address, as well as an identifying 'Computer Name'. This is used to differentiate installs on your license other than by using the Machine ID. We recommend choosing a name you will remember and that isn't automatically generated (some customers will physically put a label on their computers and write the Computer Name on it).



If you encounter any licensing problems, please send an email to support@rationalacoustics.com, or give us a call at +1-860-928-7828 Mon-Fri, 9 AM-5 PM EST(UTC -5).

Terms

License Code

The 12-digit alphanumeric number that identifies your Smaart Subscription license. This license is registered to your account at my.rationalacoustics.com, allowing you to download installers and activate installations.

Machine ID

The unique number assigned to your computer configuration by Smaart. If Smaart is not yet activated, the Machine ID can be found on the very first Activation screen when you start Smaart, after installation. If Smaart is activated, the Machine ID can be found in the "About" menu. Each unique Machine ID can be Activated/Deactivated up to 9 times before reaching its limit.

my.rationalacoustics.com

The licensing "holy land". In case you haven't gotten "the vibe" from the rest of this document, my.rationalacoustics.com is **the** place for license management. my.RationalAcoustics.com holds all of your licenses, and it's the hub for managing your installations.

Installation

The process of downloading the Smaart installer file and using it to install Smaart on your computer. Installation must be completed before Smaart can be activated.

Activation

The process of license validation. After installation, Smaart will open to the Activation screen, which will present you with online and offline Activation options. Each activation will use 1 installation spot on your license. If you have a Virtual Machine or an operating system running through a dual-boot hard drive partition scheme, they will require separate activation from the host OS.